

CAMIO Software License User Guide

V5.5.5

June 2026



Chyron CAMIO Software License User Guide V5.5.5 June 2026. This document is distributed by Chyron in online (electronic) form only, and is not available for purchase in printed form.

This document is protected under copyright law. An authorized licensee of Chyron CAMIO Software License may reproduce this publication for the licensee's own use in learning how to use the software. This document may not be reproduced or distributed, in whole or in part, for commercial purposes, such as selling copies of this document or providing support or educational services to others.

Product specifications are subject to change without notice and this document does not represent a commitment or guarantee on the part of Chyron and associated parties. This product is subject to the terms and conditions of Chyron's software license agreement. The product may only be used in accordance with the license agreement.

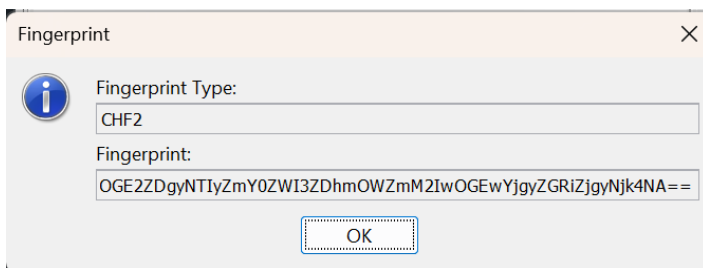
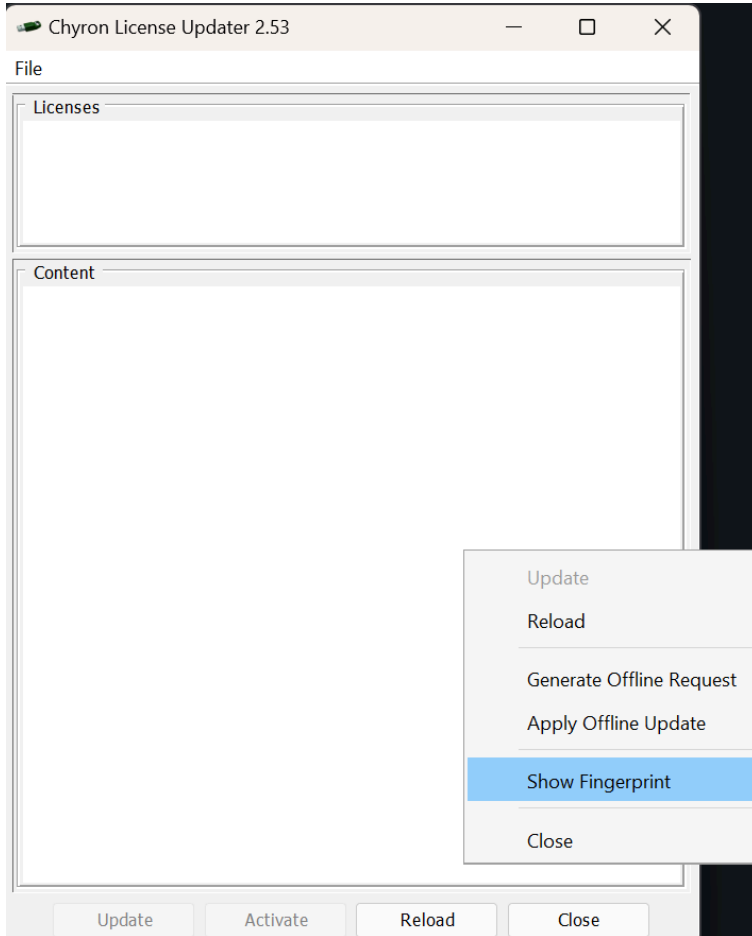
Any third-party software mentioned, described or referenced in this guide is the property of its respective owner. Instructions and descriptions of third-party software are for informational purposes only, as related to Chyron products and does not imply ownership, authority or guarantee of any kind by Chyron and associated parties.

This document is supplied as a guide for Chyron CAMIO Software License. Reasonable care has been taken in preparing the information it contains. However, this document may contain omissions, technical inaccuracies, or typographical errors. Chyron and associated companies do not accept responsibility of any kind for customers' losses due to the use of this document. Product specifications are subject to change without notice.

Copyright © 2026 Chyron, ChyronHego Corp. and its licensors. All rights reserved.

Software Licensing is only supported in CAMIO 5.

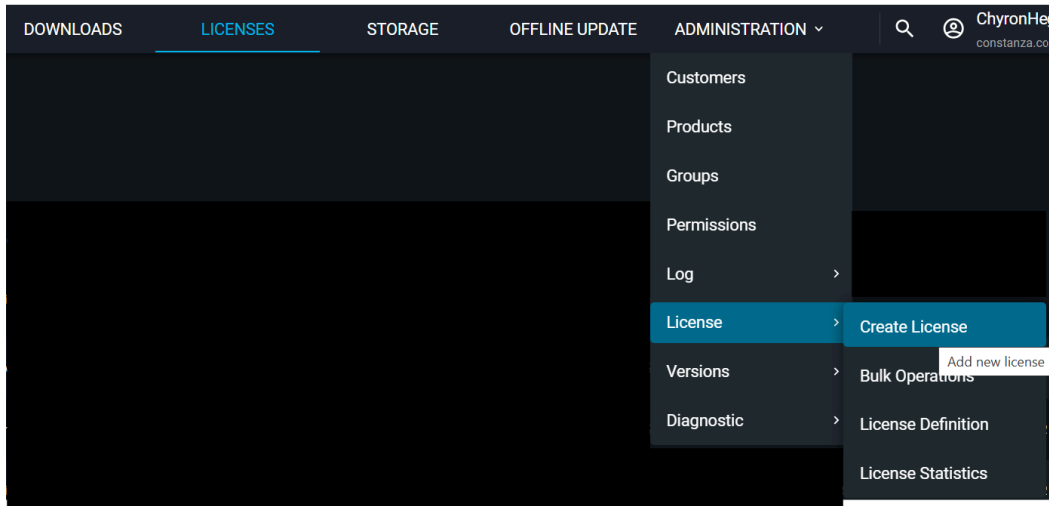
1. Go to your CAMIO 5 system and install the latest version of ChyronHego License Updater. (<https://da.chyronhego.com/da/download-area.php?proID=23>)
2. Once installed, launch the ChyronHego License Updater.
Right click -> Show Fingerprint



The creation of the CAMIO 5 software license requires Administration access to CHYRONHEGO License Area (<https://da.chyronhego.com/hwlic/view-licenses.php>).

Steps to create a CAMIO 5 Software License:

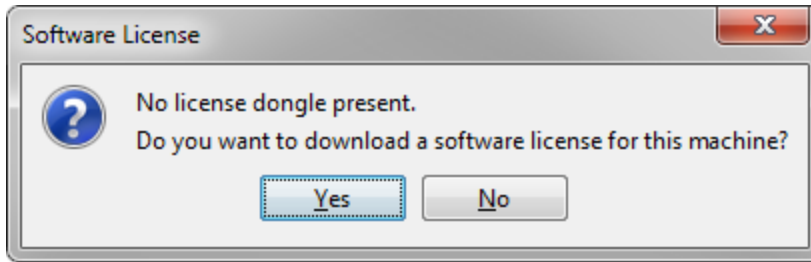
1. Click the Administration -> License -> Create License link located in the CHYRONHEGO License Area



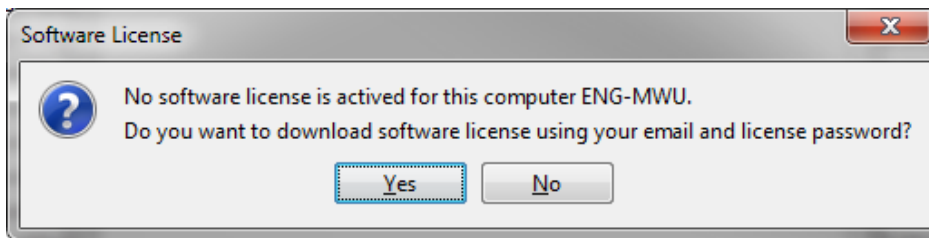
2. On the Create License page
 - a. Select the Customer (Select Chyronhego US)
 - b. Select the User
 - c. Define a Dongle Name
 - d. Select "ChyronHego SL2" in the Dongle Type drop-down list.
 - e. Select "HW" in Fingerprint
 - f. Paste the Fingerprint from the License updater
3. Once those fields are populated the page will update for software licensing, fill out the following:
 - a. Set Product to "CAMIO"
 - b. Set Preset to the appropriate configuration the customer ordered and click the "Apply" button
 - c. Fill out any additional fields that the Preset selected didn't set such as System Type (Physical/Virtual), Media Engine, Social Media Publishing, Playout Channels, and LUCI Concurrent Seats.
4. Now click the "Save" button to save the software license
5. Now go back to the CHYRONHEGO License Area and search for the Dongle Name you defined.
6. Verify that a "License Password" was created for this software license.
7. Now go back to your CAMIO 5 system, launch License Updater and Click "Reload". License should appear in the updater.

If License does not show follow the below steps:

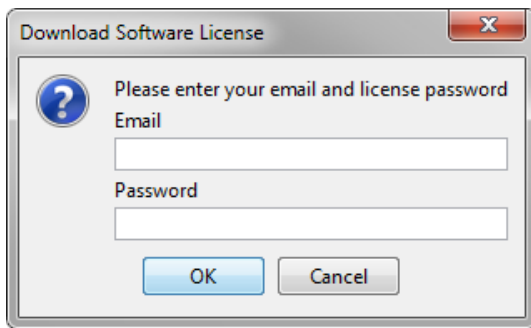
1. If no dongle is detected the following dialog will appear



2. Click the "Yes" button
3. Next it will try to download a software license onto the CAMIO5 system.
4. If this is your first time getting the license you will get the following:

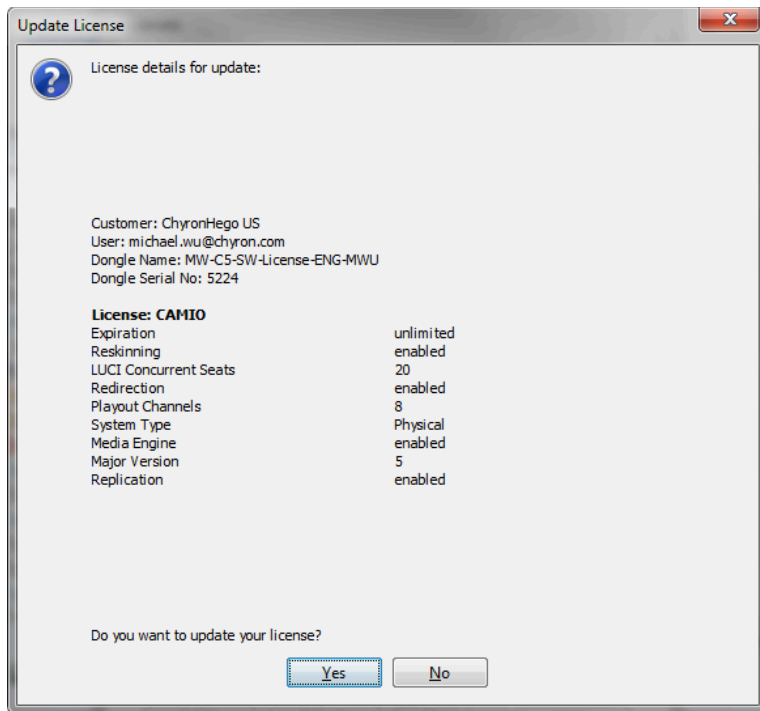


5. Click the "Yes" button
6. Then you will get the following:



7. Enter the user email you specified in step 2b and the license password from step 6
8. Click the "OK" button

9. If everything is correct you will get the following:



10. Click the "Yes" button and the License Updater will download the software license to your CAMIO 5 system.

ABOUT US

Chyron is ushering in the next generation of storytelling in the digital age. Founded in 1966, the company pioneered broadcast titling and graphics systems. With a strong foundation built on over 50 years of innovation and efficiency, the name Chyron is synonymous with broadcast graphics. Chyron continues that legacy as a global leader focused on customer-centric broadcast solutions. Today, the company offers production professionals the industry's most comprehensive software portfolio for designing, sharing, and playing live graphics to air with ease. Chyron products are increasingly deployed to empower OTA & OTT workflows and deliver richer, more immersive experiences for audiences and sports fans in the arena, at home, or on the go.

CONTACT SALES

EMEA • North America • Latin America • Asia/Pacific
+1.631.845.2000 • sales@chyron.com

